

HAPPY BIRTHDAY AMERICA

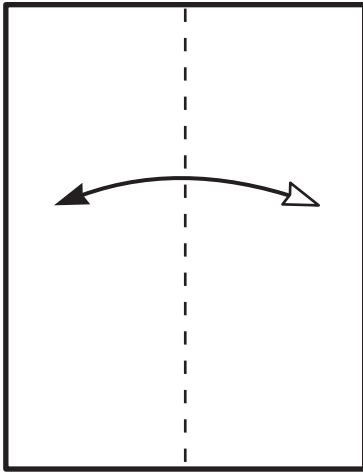
HAPPY BIRTHDAY AMERICA

HAPPY BIRTHDAY AMERICA

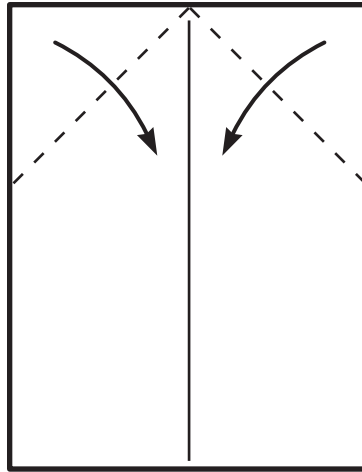
HAPPY BIRTHDAY AMERICA

# Patriotic Paper Airplane

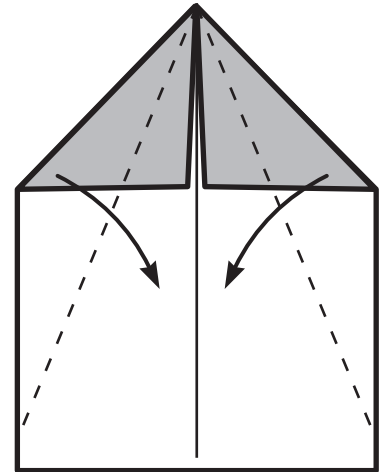
Print out the Patriotic Paper Airplane graphic on regular printer paper. Don't use paper that is too thick; it will be difficult to fold. Use the dotted lines on the instructions to help guide you with the folds.



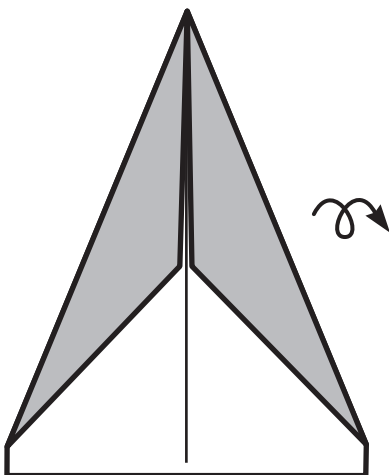
1. Use the Patriotic Paper Airplane graphic or a rectangular sheet of paper. Start with the blank side up. Fold in half and unfold.



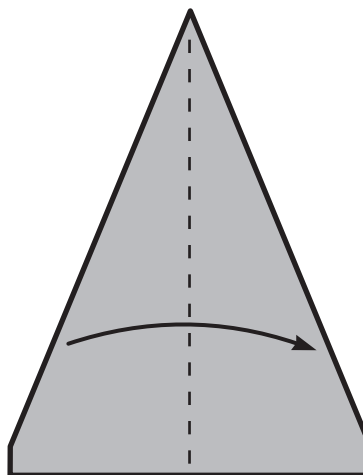
2. Fold the left and right corners to the center.



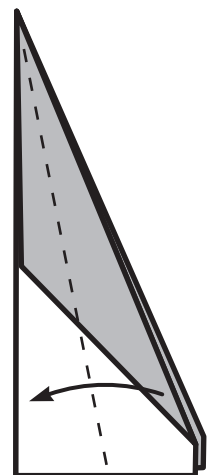
3. Fold the left and right corners to the center.



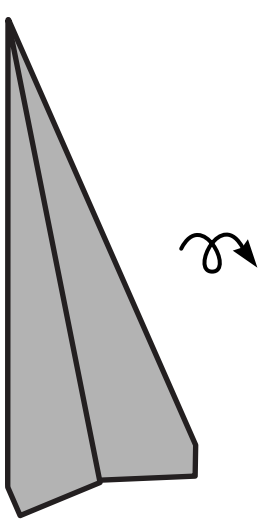
4. Turn it over.



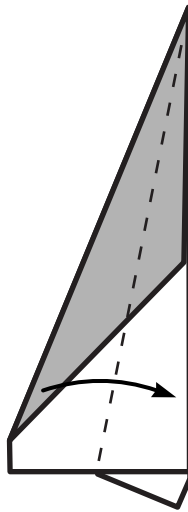
5. Fold in half.



6. Fold the top layer toward the left side.



7. Turn it over.



8. Fold the remaining layer toward the right side.



9. Open to reveal the airplane.



## Your Patriotic Paper Airplane is finished!

Please Be Careful: Don't throw the airplane towards other people or animals.