

My School Year Scrapbook



2
0
0
8
-
2
0
0
9

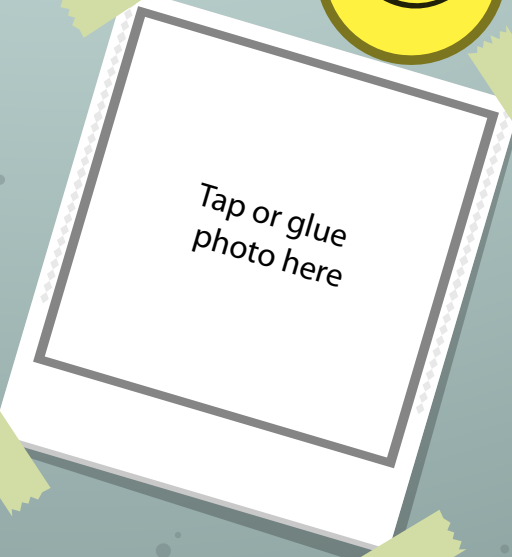



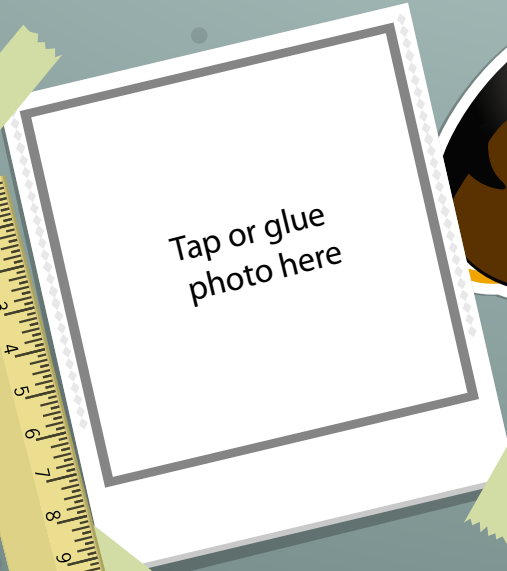
Tap or glue
photo here



MY Buddies








My favorite

subjects and classes were...

The page features three large, white, lined writing areas arranged vertically on a brown corkboard background. Each writing area is held in place by colorful pushpins (orange, purple, green, yellow, blue, red) and decorative cutouts. The top cutout is a fairy with yellow hair and purple wings sitting on books. The middle cutout is a soccer ball. The bottom cutout is a birthday cake with lit candles. To the right of the bottom writing area is a cutout of a baseball player in a white uniform with 'GIANTS' on it, holding a bat. The entire page is framed by a thick brown border.



Decorate the scrapbook pages with photos and stickers. On the pages that contain lines for writing, add your thoughts about your time at school. Use a three-hole punch on each of the memory book pages, and then assemble the pages of book in a three-ring binder, with brads or in a special folder. Share your memory book with friends and family members!