

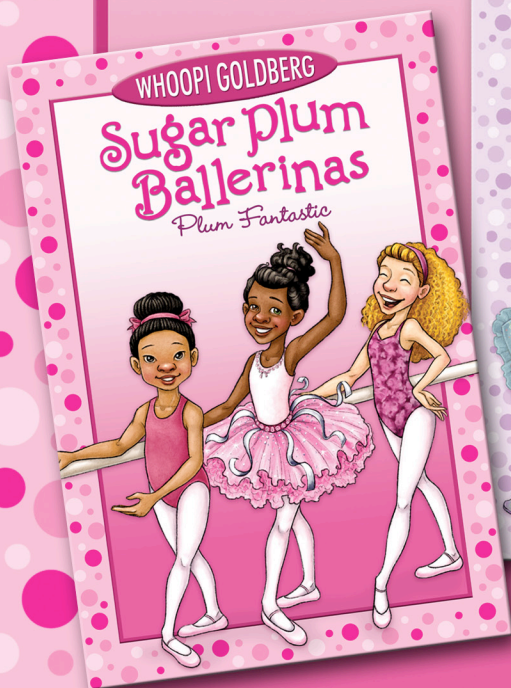


WHOOPI GOLDBERG'S

Sugar Plum Ballerinas

Ballet Bash

ACTIVITY KIT



sugarplumballerinas.com

Disney JUMP AT THE SUN

Welcome to the Stage!

The students of the Nutcracker School of Ballet never find themselves short of toe-rific adventures and tutu-tastic challenges as they make their way toward becoming the stars of their ballet school! From enduring anxiety-producing recitals to sorting out the latest ballet-shoe drama, Brenda Black, Alexandra Petrakova Johnson, Jerzey Mae James, and all the Sugar Plum Sisters help each other face any situation that comes their way.

It takes a special kind of girl to be both a ballerina and a friend. Time and time again, these girls show that they have what it takes. Do you have that same Sugar Plum spirit? If so, show off your talents and creativity by throwing the ultimate ballet party—a Sugar Plum Ballerinas Ballet Bash!

This activity kit contains everything you need for your party, from tips for decorating your Ballet Bash to fun activities for you and your guests to enjoy!

So get into position, and get ready for the show!

Sincerely,

Whoopi Goldberg and all the little dancers at
Disney•Hyperion Books



Ballet School

Pre-Party Planning:

Make the most of your Ballet Bash with these party-planning suggestions!

Sugar Plum Snacks

Ballerinas need proper nourishment before a big performance, and what Ballet Bash is complete without snacks? If your guests are looking for sweet treats, order candy canes, peppermint ice cream, and gumdrops. For a naturally sweet party, cut up fresh fruit like apples and pears, and serve yogurt as a dipping sauce.

Decorate Your Stage

To set the tone for your Ballet Bash, pick your favorite color theme (it doesn't have to be pink!), and buy construction paper, streamers, and balloons to get your party ready to go. You can draw ballet slippers, tutus, and tiaras, then cut them out and hang them up as decorations. Or visit your favorite party store for premade ballet-themed décor.

Costume Party!

Turn your bash into a costume party by inviting your guests to come decked out in their best ballet wear! Creativity is key here, and you can ramp up the fun even further by having a costume contest, handing out prizes for most creative and original costume. Don't forget to give each guest one of the name tags inside this kit.

Write Your Own Ballet

Every great ballet starts with a very special story—a plot, characters, and most of all, great music! Have your guests come up with their own ballets, with a story and a list of the dances their cast would perform. Once they've come up with their tales, have them present them to the rest of your party!



Once Your Guests Arrive . . .

Enter the stage with these fun party ideas!

Ballet Fashions

A key element in every good ballet is the right ballet costumes. Group people in pairs and let each pair come up with their own ballet fashion line. From the tutu to the hair accessories, each fashion line should include 5–8 pieces that the guests will draw (or clip from magazines) and put together in one booklet. Make sure each ballet fashion line has a catchy name to represent it!

My Sugar Plum Role Model

In the Sugar Plum Ballerinas series, the girls have to overcome obstacles and their own fears, often with the help of some very special family members, friends, and teachers. Have your guests bring in a favorite picture or drawing of someone who has helped them in a tough situation. Take turns sharing your stories.

My Ballet Bag

There are so many things a good ballerina needs in order to perform at her very best—and what better to hold her things than a ballet bag? Give your guests paper bags, along with stickers, glitter, and markers. You can each design your very own ballet bag, then have everyone talk about what their ballet bag would hold.

Show Us Your Moves!

Have everyone take turns showing off their favorite dance moves (ballet or nonballet) for everyone, and explain why these are their favorites. If some of your guests are shy, have them break up into groups to strut their stuff!



Tutu-rific Name Tags

My Name: _____

My Ballet Move: _____

My Ballet Color: _____



My Name: _____

My Ballet Move: _____

My Ballet Color: _____



My Name: _____

My Ballet Move: _____


My Ballet Color: _____



My Name: _____

My Ballet Move: _____

My Ballet Color: _____



My Name: _____

My Ballet Move: _____

My Ballet Color: _____



My Name: _____

My Ballet Move: _____

My Ballet Color: _____








Perfect Performance Activities

Get Into Position!

Examples of ballet positions/movements: **First position** • **Second position** • **Arabesque** • **Grand plié**

Before you can become a *Perfectly Prima* ballerina, you need to master the basic steps of ballet. Use the blank boxes below to draw different ballet positions. If you don't know any positions, don't worry, just come up with your own! It could become the next ballet craze! When you're finished, come up with great names for your ballet movements to write in the spaces below each drawing.



My Toe-rific Tale

Have everyone read through the story below and fill in her own made-up ballet terms (along with some other words) in the blanks provided. Then share the stories out loud!

In my ballet class, we are learning a new ballet move, the _____ (ballet move).

It's not as hard as the _____ (different ballet move) but requires a great deal of

_____ (noun). I'm a bit nervous about performing this new move in front of my

class, because I just got a new _____ (noun), which I haven't worn yet. Before I go

onstage, I start to _____ (verb). Before I start the move, I get into _____

(adjective) position, and take a deep breath. I start to dance and feel the movement. Before I know it,

I'm doing my final _____ (ballet move) movement and hear the entire audience

_____ (verb).



Hit It!

Every great ballet needs just the right musical accompaniment to make the performances fly! What music would you select for your ultimate ballet sound track? There are no limits to the style of music you choose. Fill out your track list below with your mix. Then, share your list with a friend!

Track 1:

Track 2:

Track 3:

Track 4:

Track 5:

Track 6:

Track 7:

Track 8:




Art © 2009 Maryn Roos

Bizarre Ballet

There's something strange going on at the ballet studio. Take a close look at the two images below and try to find the differences between them. There are ten in all.

Picture 1:



Picture 2:



Decorate Your Own Ballet Shoes!

You'll need:

Use the image below as the basis for designing your own pair of ballet shoes. Be creative and use the materials available to make your ballet shoes one-of-a-kind star shoes. Then, cut along the dotted lines and have an adult put your shoes up for all to see!

- Markers
- Glue
- Crayons
- Glitter
- Scissors

✂ Cut along dotted line.



Draw Your Own Ballet Scene!

In the space below, draw your own ballet scene, showcasing your ballerinas in action! You can even take a scene from the ballet that you wrote in the Ballet School section and bring it to life. And remember, all great ballerinas need a special place in which to perform their beautiful dance moves, so make sure to decorate your stage with the perfect background to make your scene really pop!



Ballet Scramble

Take a look at the words below and unscramble them to reveal the names of some of the most famous ballets in history. Then use the spaces below to describe in one sentence the main plot from that ballet.

1. **Ealredlnic** (*Hint: Involves a missing piece of footwear*) _____
2. **Nwsa eakl** (*Hint: Think birds and water*) _____
3. **Eth recartnukc** (*Hint: Christmas and a very special toy*) _____
4. **Leglesi** (*Hint: A tragic love story of a peasant girl*) _____
5. **Gipseeln utbyae** (*Hint: A pretty princess takes a long nap*) _____
6. **Ooerm dan teijul** (*Hint: Famous couple from Shakespeare*) _____

1. _____
2. _____
3. _____
4. _____
5. _____
6. _____



Art © 2009 Maryn Roos

Coloring Page



Coloring Page






It's the Ballet Bash of the Year!

Date:

Time:

Place:



About the Series:

Plum Fantastic

978-1-4231-1173-3 / \$14.99 (Hardcover)
 978-0-7868-5260-4 / \$4.99 (Paperback)

Toeshoe Trouble

978-1-4231-1913-5 / \$14.99 (Hardcover)
 978-0-7868-5261-1 / \$4.99 (Paperback)

Perfectly Prima

978-1-4231-2054-4 / \$16.99 (Hardcover)
 978-0-7868-5262-8 / \$4.99 (Paperback)



Timothy White


Whoopi Goldberg is the author of the Sugar Plum Ballerinas books and of *Whoopi's Big Book of Manners*, illustrated by Olo. She has won a Tony, an Emmy, an Oscar, and a Grammy, as well as two Golden Globes. In 2001 she was awarded the prestigious Mark Twain Prize for American Humor. Whoopi Goldberg has appeared in scores of films, and is a host on ABC's *The View*.

Deborah Underwood's book credits include the two previous Sugar Plum Ballerinas books, as well as *Pirate Mom* and the forthcoming picture book *Granny Gomez and Jigsaw*, illustrated by Scott Magoon. Her ballet career was cut short by a tragic lack of talent, but she can sing a mean aria and knows four ukulele chords. She lives in Northern California with her cat, Sports Fan. Visit her online at DeborahUnderwoodBooks.com.

Maryn Roos was always better at drawing ballerinas than at being one. Beyond ballerinas, she has drawn everything from monsters to dancing ducks in dozens of books and several educational software programs, most recently, *Imagine Learning English*. Maryn lives and draws, and, very rarely, dances, in Provo, Utah.

Answer
 Key:

Bizarre Ballet



Ballet Scramble

1. *Cinderella*
2. *Swan Lake*
3. *The Nutcracker*
4. *Giselle*
5. *Sleeping Beauty*
6. *Romeo and Juliet*



Art © 2009 Maryn Roos