



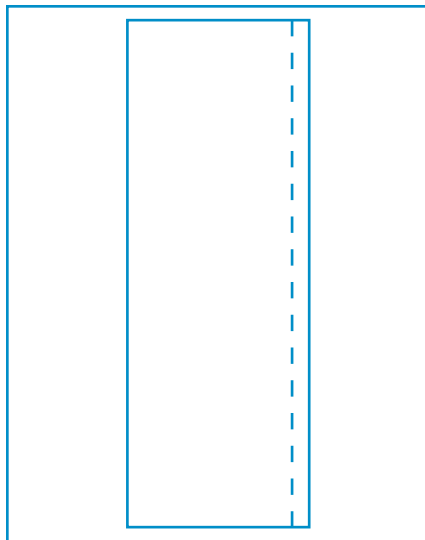
What You Will Need

- Color printer
- Heavyweight paper (we suggest 65 lb. paper)
- Cutting tools
- Glue
- Confetti
- Paper towel tubes
- Tissue paper
- Ribbon
- Note: Cutting intended for grown-ups only

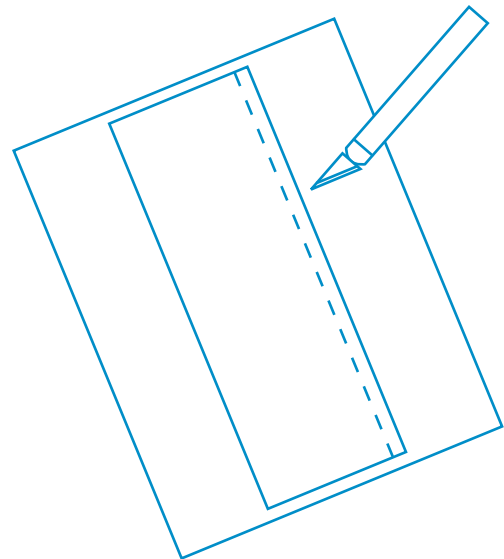


Instructions

1. Print your pages. Set aside to dry.

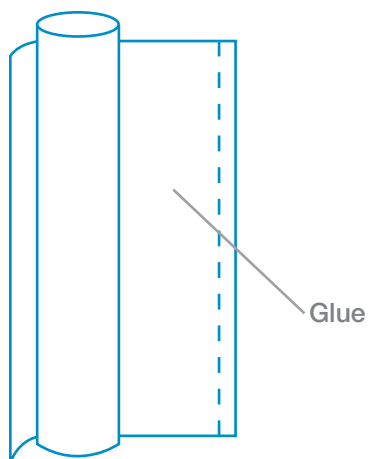


2. Cut out the Confetti Tube wrapper. Start along the side of the rectangle cutting **ONLY** the solid lines.







3. Put glue on the back side of the paper towel tube printout and wrap onto the empty paper towel tube.




4. Cover the top of the Confetti Tube with the tissue paper and tie a bow with the ribbon.



5. Fill the paper towel tube with confetti.



6. Cover the other end of the tube with tissue paper and tie with ribbon to prevent the confetti from falling out.



HAPPY NEW YEAR!

