

Have a ball this winter using any combination of props and accessories to celebrate the season in style. Just say cheese and snap away!

What You'll Need

- Printable mustaches, glasses, hat, crown, and bowtie on the following pages
- Heavy-duty construction paper or craft foam, assorted colors and textures
- Scissors
- Masking, duct, or craft tape





How To Make It




1. Trace the shapes onto paper or craft foam, and have a grown-up cut them out.
2. Affix to a wooden stick or bamboo skewer with heavy duty tape.
3. Use the props and accessories to dress up holiday family photos!



Homemade Snow Globes



Homemade Snow Globes



Homemade Snow Globes

